



Since 1978



ADELE BED

AS PICTURE

HEADBOARD

Sucesso 6 (Aldeco)

HEADBOARD FRAME

Talco G088/205 (Alessandro Bini)

BED BASE AND HEADBOARD STRUCTURE

Lacquered in RAL 2714

DETAILS

Smoke Brass

PRODUCT OPTIONS

HEADBOARD

Available in all MAB and clients own fabrics

HEADBOARD STRUCTURE

Available in all MAB lacquered (STD) and wood leaf finishes

BED BASE

Available in all MAB fabric, lacquered (STD) and wood leaf finishes

DETAILS

Available in all MAB metal finishes

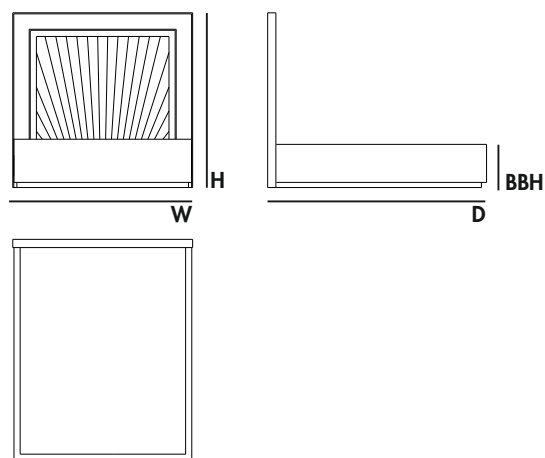
REQUIRED FABRIC

Fabric: 216,5" (same fabric)

Leather: 118,4 ft2

TECHNICAL

ADL-160 or ADL-160 CB (only headboard)



DIMENSIONS

W 68,9" H 67,0" D 84,7" BBH 10,6" or 16,5"

*Mattress not included

*FR high resilience foam

PACKAGING

VOLUME

35,3 ft3 (Packed)

WEIGHT

158 kg | 348,0 lbs (packed in reinforced carton case)

*Option Lift up slat with mechanism (box included)

ADELE BED

ADL-150 or ADL-150 CB (only headboard)

DIMENSIONS

W 65,0" H 67,0" D 84,7" BBH 10,6" or 16,5"

*Mattress not included

*FR high resilience foam

• PACKAGING

VOLUME

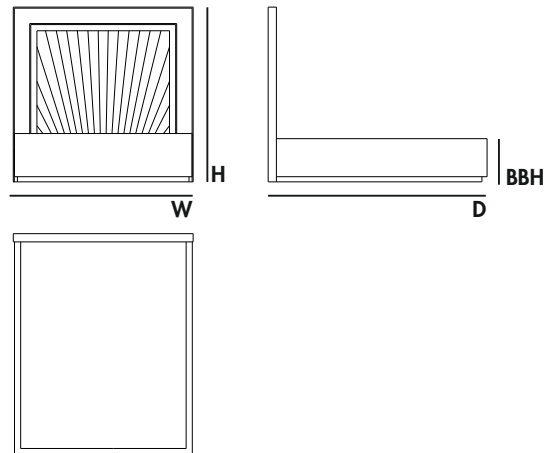
31,8 ft3 (Packed)

WEIGHT

319,7 lbs (packed in reinforced carton case)

• REQUIRED FABRIC

Fabric: 5,0 mts | 196,9" (same fabric)



ADL-180 or ADL-180 CB (only headboard)

DIMENSIONS

W 76,8" H 67,0" D 84,7" BBH 10,6" or 16,5"

*Mattress not included

*FR high resilience foam

• PACKAGING

VOLUME

38,8 ft3 (Packed)

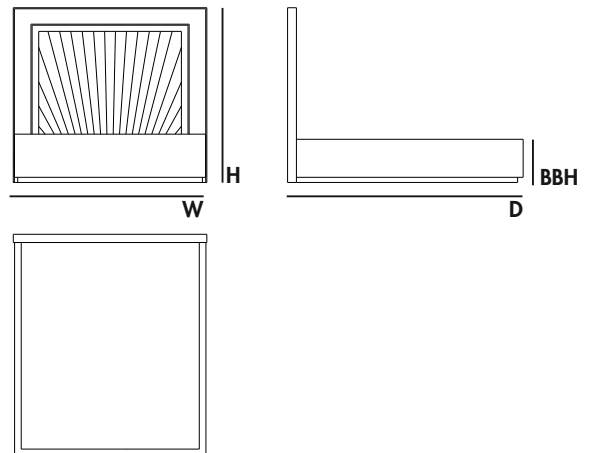
WEIGHT

374,8 lbs (packed in reinforced carton case)

• REQUIRED FABRIC

Fabric: 275,6" (same fabric)

Leather: 150,7 ft2



ADL-200 or ADL-200 CB (only headboard)

DIMENSIONS

W 84,7" H 67,0" D 84,7" BBH 10,6" or 16,5"

*Mattress not included

*FR high resilience foam

• PACKAGING

VOLUME

42,4 ft3 (Packed)

WEIGHT

396,8 lbs (packed in reinforced carton case)

• REQUIRED FABRIC

Fabric: 315,0" (same fabric)

Leather: 172,2 ft2

